

The Defender S2C



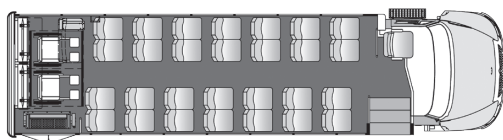
Quality, Style and Durability

The Defender S2C is sure to impress with its updated stylish standards, comfortable ride and rugged durability. Built on the heavy-duty Freightliner S2C diesel chassis, the Defender S2C offers the comfort, sophistication and room to move your most elite clientele while keeping affordability in mind. Standard 5/8" marine grade plywood flooring, stainless steel exterior screws and a fully undercoated chassis protects the bus from the most extreme conditions. With an abundance of options and layouts, the Defender S2C will exceed your customers' expectations.



Meeting America's Transportation Needs
One Customer at a Time

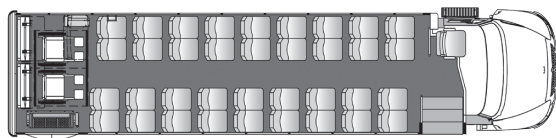
The Defender S2C



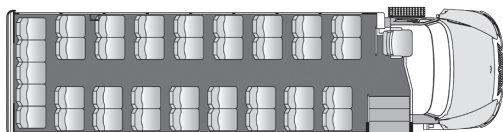
28 Passenger 2 Wheelchair
2 Passenger Foldaway and 4 Passenger Flip Seats
Plus Driver



29 Passenger with Rear Luggage Plus Driver



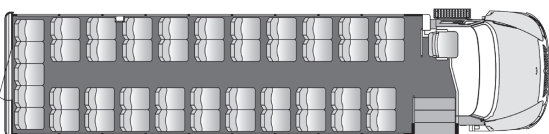
36 Passenger 2 Wheelchair
2 Passenger Foldaway and 4 Passenger Flip Seats
Plus Driver



37 Passenger Plus Driver



41 Passenger with Rear Luggage Plus Driver



45 Passenger Plus Driver

Standard Exterior Feature Highlights

- Fully welded corrosion-preventative coated aluminized steel cage construction with laminated sidewall structure meeting all applicable FMVSS requirements
- "Starview" drivers visibility window in front of entry door
- Electric actuated passenger entry door with full length glass
- 36" wide x 36" high upper double T-Slider tempered safety glass windows with climate control tint
- Black powder coated steel rear bumper
- Rear mud flaps
- Molded wheel flares
- Pre-painted white galvanized steel sidewalls and skirts
- Fiberglass front and rear caps
- One-piece seamless FRP (fiberglass reinforced plastic) roof
- Breakaway rearview mirrors with built-in convex
- Sealed LED stop, tail, and turn signal lights with reverse lights
- Exterior LED front and rear marker lights

Standard Interior Feature Highlights

- 93" and 99" interior width
- 96" and 102" exterior width
- 81" interior floor to ceiling height with standard floor
- Floor and wall seat track for flexible seating
- Black slip resistant Gerflor floor covering
- 5/8" marine tech plywood flooring
- Coved flooring to bottom of seat track
- Gray padded vinyl or cloth interior
- White step nosing at passenger door
- 1.25" left hand vertical passenger assist rail at entry door
- LED entry door step well lights
- LED driver and passenger area lighting
- FlexTech Electrical System
- Backup camera system with 7" monitor/rearview mirror combo
- Non-retractable seat belts

Popular Option Highlights

- Stainless steel wheel inserts
- Luggage storage areas (overhead luggage racks with reading lights, interior luggage racks, rear storage area)
- Rear emergency door with window(s)
- Passenger area rear heat and air conditioning
- Passenger grab rails
- Audio and video systems
- Mid back or high back seating
- ADA and FMVSS compliant wheelchair lifts and securement systems
- Fiberglass side walls and skirts



CHAMPION®