

## The Challenger Ford E-Series



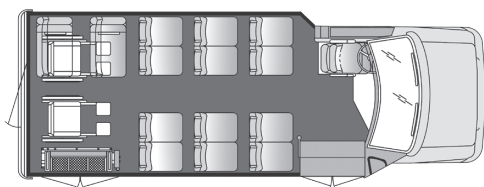
### Safety and Comfort, Inside and Out

The Challenger is the perfect balance of safety, durability and value. The passenger compartment is surrounded by a fully welded aluminized steel structure. Standard 5/8" marine grade plywood flooring, stainless steel exterior screws and a fully undercoated chassis protects the bus from the most extreme conditions. The exterior features laminated straight sidewalls and a one piece fiberglass front and rear cap, making it as desirable as it is durable. If dependability and safety is your top priority, the Challenger is exactly what your customers are looking for.

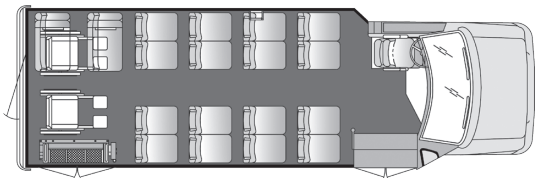


Meeting America's Transportation Needs  
One Customer at a Time

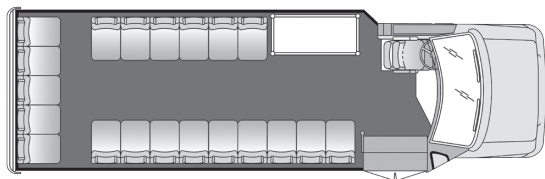
# The Challenger Ford E-Series



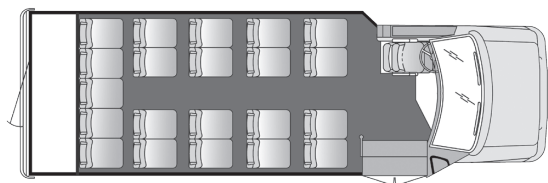
12 Passenger 2 Wheelchair  
4 Passenger Foldaway Seats Plus Driver



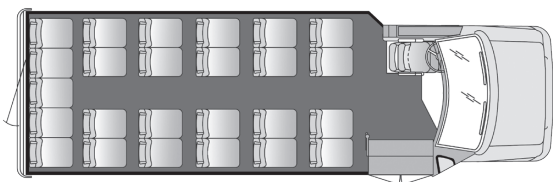
16 Passenger 2 Wheelchair  
4 Passenger Foldaway Seats Plus Driver



20 Passenger with Interior Luggage Plus Driver



21 Passenger with Rear Luggage Plus Driver



25 Passenger Plus Driver

## Standard Exterior Feature Highlights

- Fully welded corrosion-preventative coated aluminized steel cage construction with laminated sidewall structure meeting all applicable FMVSS requirements
- "Starview" drivers visibility window in front of entry door
- Electric actuated passenger entry door with full length glass
- 36" wide x 36" high upper double T-Slider tempered safety glass windows with climate control tint
- Black powder coated steel rear bumper
- Rear mud flaps
- Molded wheel flares with no exposed fasteners
- Pre-painted white galvanized steel sidewalls and skirts
- Fiberglass front and rear caps
- One-piece seamless FRP (fiberglass reinforced plastic) roof
- Breakaway rearview mirrors with built-in convex
- Sealed LED stop, tail, and turn signal lights with reverse lights
- Exterior LED front and rear marker lights

## Standard Interior Feature Highlights

- 93" interior width
- 80" interior floor to ceiling height with standard floor (raised floor is 75")
- Floor and wall seat track for flexible seating
- Black slip resistant Gerflor floor covering
- 5/8" marine tech plywood flooring
- Coved flooring to bottom of seat track
- Gray padded vinyl or cloth interior
- White step nosing at passenger door
- 1.25" left hand vertical passenger assist rail at entry door
- LED entry door step well lights
- LED driver and passenger area lighting
- FlexTech Electrical System
- Backup camera system with 7" monitor/rearview mirror combo
- Non-retractable seat belts

## Popular Option Highlights

- Stainless steel wheel inserts
- Luggage storage areas (overhead luggage racks with reading lights, interior luggage racks, rear storage area)
- Rear emergency door with window(s)
- Passenger area rear heat and air conditioning
- Passenger grab rails
- Audio and video systems
- Mid back or high back seating
- ADA and FMVSS compliant wheel chair lifts and securement systems
- Fiberglass side walls and skirts



# CHAMPION®