

## The Advantage Ford E350/E450



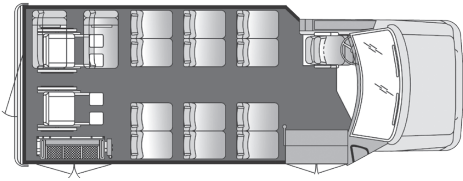
### Customizable and Affordable Mid-Size Bus

Since the Advantage's 2012 inception, this affordable mid-size bus was one of the first fully integrated steel cage body produced at Eldorado. Built on the Ford E-Series chassis, this model can be customized to comfortably seat up to 28 passengers, or designed for non-CDL applications. If mid-size is what you are needing, while being mindful of a budget, the Advantage is one to check out.

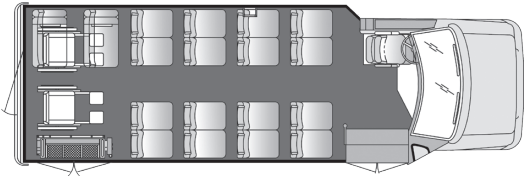
# ELDORADO

Meeting America's Transportation Needs  
One Customer at a Time

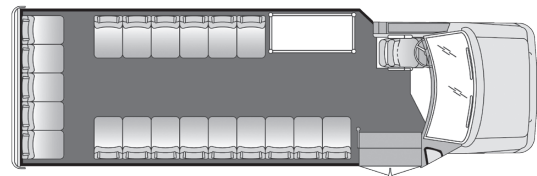
# The Advantage Ford E350/E450



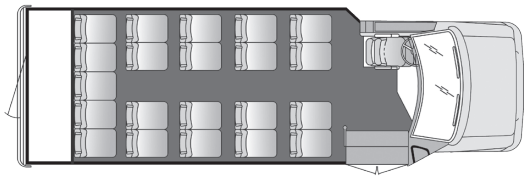
12 Passenger 2 Wheelchair with Foldaway Seats Plus Driver



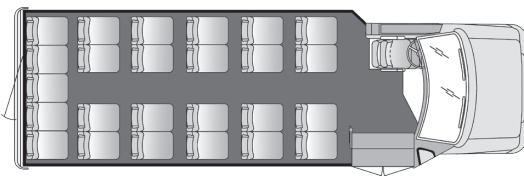
16 Passenger 2 Wheelchair with Foldaway Seats Plus Driver



20 Passenger with Interior Luggage Plus Driver



21 Passenger with Rear Luggage Plus Driver



25 Passenger Plus Driver

## Standard Exterior Feature Highlights

- Fully welded steel cage construction meeting all applicable FMVSS requirements
- “Starview” drivers visibility window in front of entry door
- Electric actuated passenger entry door with full length glass
- 36" wide x 36" high upper double T-Slider tempered safety glass windows with climate control tint
- Black powder coated steel rear bumper
- Rear mud flaps
- Pre-painted white aluminum sidewall and skirts
- Fiberglass front and rear caps
- One-piece seamless FRP (fiberglass reinforced plastic) roof
- Breakaway rearview mirrors with built-in convex
- Sealed LED stop, tail, and turn signal lights with LED back-up lights
- LED front and rear marker lights

## Standard Interior Feature Highlights

- 93" interior width
- 80" interior floor to ceiling height with standard floor (raised floor is 75")
- Floor and wall seat track for flexible seating
- Black slip resistant floor covering
- 5/8" exterior grade plywood flooring
- Ceiling and rear wall fabric for sound abatement
- FRP (fiberglass reinforced plastic) sidewalls for ease of cleaning
- White step nosing
- 1.25" left hand vertical passenger assist rail at entry door
- Intermotive FlexTech Electrical System
- LED entry door step well lights
- LED driver and passenger area lighting
- Non-retractable seat belts

## Popular Option Highlights

- Stainless steel wheel inserts
- Luggage Storage areas (overhead luggage racks with reading lights, interior luggage racks, rear luggage area)
- Rear emergency door with window(s)
- Passenger area rear heat and air conditioning
- Passenger grab rails
- Padded vinyl or cloth walls and ceiling
- Audio and video systems
- Mid back or high back seating
- ADA and FMVSS compliant wheel chair lifts and securement systems
- Fiberglass side walls and skirts

# ELDORADO