

The Advance Ford Transit



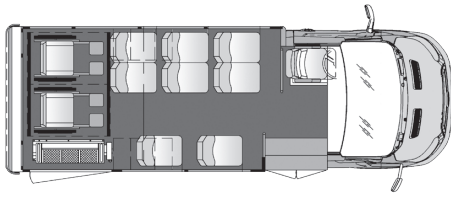
Narrow Body for Ease of Maneuverability

The Advance is the recent addition to the ELDorado line up, but do not let size fool you. The Advance is the perfect solution for those needing a more compact vehicle, non-CDL applications or an option with a bit more space than a mobility van. The slim chassis body allows for ease of maneuverability when navigating through busy city streets and narrow county roads.

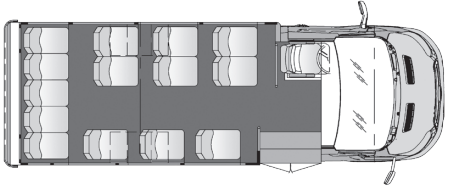
ELDORADO

Meeting America's Transportation Needs
One Customer at a Time

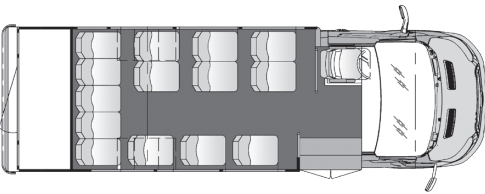
The Advance Ford Transit



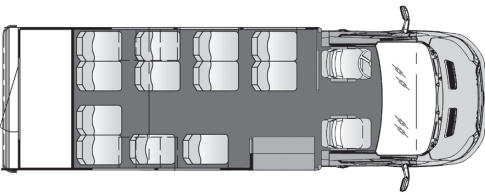
8 Passenger 2 Wheelchair Plus Driver



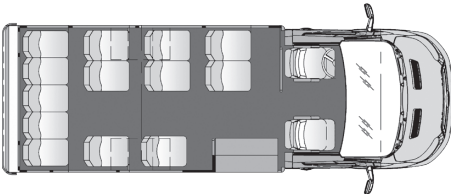
14 Passenger Plus Driver



14 Passenger with Rear Luggage Plus Driver



12 Passenger with Rear Luggage Plus Driver and Copilot



13 Passenger Plus Driver and Copilot

Standard Exterior Feature Highlights

- Fully welded steel cage construction meeting all applicable FMVSS requirements
- 11" ground to first step at entry door
- 110" overall exterior height (depending on options)
- "Super Starview" drivers visibility window in front of entry door
- Electric actuated passenger entry door with full length glass
- 36" high x 36" wide high upper double T-Slider tempered safety glass windows with climate control tint
- Black powder coated steel rear bumper
- Rear mud flaps
- Pre-painted white aluminum side and skirts
- Fiberglass front and rear cap
- One-piece seamless FRP (fiberglass reinforced plastic) roof
- Breakaway rearview mirrors with built-in convex
- Drip rail over all windows and passenger door openings
- LED front and rear marker lights
- LED stop, tail, and turn signal lights including back-up lights.

Standard Interior Feature Highlights

- 81" interior width
- 76" interior floor to ceiling height
- Welded floor and wall seat track for flexible seating
- Black slip resistant floor covering
- 5/8" plywood flooring
- Ceiling and rear wall fabric for sound abatement
- FRP (fiberglass reinforced plastic) sidewalls for ease of cleaning
- White step nosing
- 1.25" left hand vertical passenger assist rail at entry door
- Intermotive FlexTech Electrical System

Popular Option Highlights

- Stainless steel wheel inserts
- Luggage Storage areas (overhead luggage racks with reading lights, interior luggage racks, rear luggage area)
- Rear emergency door with window(s)
- Passenger area rear heat and air conditioning
- Passenger grab rails
- Padded vinyl or cloth walls and ceiling
- Audio and video systems
- Bonded windows
- ADA and FMVSS compliant wheel chair lifts and securement systems

ELDORADO