

**STARTRANS**  
*A SUPREME CORPORATION COMPANY*

**STARLINER SERIES**



# REVOLUTIONARY STARTRA

## QUALITY CONSTRUCTION AND INNOVATIVE DESIGN.

The StarLiner was designed with an aggressive aerodynamic styling, combined with an approach to weight and height reduction. New and innovative materials and manufacturing processes including new methods of fastening body panels to conceal all mechanical fasteners

on the exterior of the vehicle have been incorporated to provide long-lasting durability. StarLiner is built on a flat floor platform, providing an even surface for all passengers - no wheel wells.

Our innovative electrical system has been specifically designed for this vehicle by InPOWER. All components are "plug-N-play". LED lights are standard. The StarLiner is available on the Azure Dynamic/Ford hybrid electric platform.

StarTrans new StarLiner has a 3 year 36,000 mile warranty. This upgraded warranty clearly solidifies our goal to be the finest vehicle producer in our industry.

## A WEALTH OF PASSENGER COMFORTS.

StarTrans doesn't take a back seat when it comes to passenger convenience and comfort. Wide aisles and doors for easy accessibility, cushy upholstery, spacious luggage racks and large, scenic windows are just some of the benefits of riding with the StarLiner. We also stand ready to meet your exacting requirements, including special design configurations, to deliver exactly what you need, when you need it.



# NS "STARLINER™"



CLOCKWISE FROM TOP  
Optional high-back buckets with upgrade fabric  
Optional paratransit lift  
Standard high-back driver's seat

# STARLINER FEATURES

**SUBFLOOR** – 12-gauge steel outriggers, fully welded with floorlevel Z rail, incorporated with chassis rubber ride capabilities. Starliner is offered only with flat floor configuration.

**FLOORING** – 3/4" FRP, undercoated. Floor covered with 1/8" transit rubber. Aluminum heat shield over chassis catalytic converter and muffler.

**SIDEWALLS** – 3/4" polyurethane foam insulation (R-6) gelcoated to 1/4" FRP exterior with 1/4" FRP interior. Reinforced with steel perimeter and transverse supports. Completely fiberglassed to adjoining body parts to form a single unitized body.

**ROOF** – One-piece FRP/Nidacore laminate roof with steel cage reinforcement.

**WINDOWS** – 36" x 36" Solid, 31% tinted. Clamp ring-style radius windows. Egress windows installed to meet FMVSS 217 requirements. Operator's curbside windows AS-2 rated: 442 square inches visibility.

**ENTRY** – Spacious entrance (32" x 83" clear opening) with doors that operate manually or electric. Door panels have full height glass panels for the best possible driver's visibility. White step nosing and lighted stepwell standard. Entrance grab rail (left side). Three step entry standard. Optional 2 step landing configuration available.

**LIGHTING** – Each bus comes standard with six passenger courtesy lights. All lighting is LED standard.

**ELECTRICAL** – Wiring is color-coded with the number and function designated every 12" on the wire to enable identification and circuit traceability. Only premium components built to meet the Society of Automotive Engineers (S.A.E.) and Underwriter's Laboratories (U.L.) requirements are used. Electronic control console switch panel.

**OPTIONAL A/C & HEAT** – A/C systems ranging in size from 55,000 BTU to 88,000 BTU. Rear heat 20,000 BTU to 65,000 BTU with optional under floor heater available.

**OPTIONAL PARATRANSIT** – Wheelchair accessibility with a wide range of securement systems and seating arrangements.

**OPTIONAL LUGGAGE** – Luggage can be stored in over-seat, floor-to-ceiling, rear compartments or custom-designed areas.

**OPTIONAL SEATING** – Forward-facing, perimeter-style and track seating are all available. Your choice of vinyl and cloth fabric in a wide range of colors. Optional ASC seating available.

- Fiberglass bumper
- Black exterior mirrors – 8" x 15"
- Heavy-duty 10-gauge wraparound bumper with anti-ride cover.
- Mud flaps (front and rear).
- 3-year/36,000 mile warranty

## FORD SPECIFICATIONS

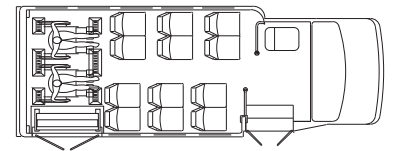
- E450 cutaway
- Tinted glass
- Automatic transmission
- 4:10 and 4:56 rear axle ratio
- Power steering
- Power brakes (4 wheel disc)
- Dash A/C and heater
- Auxiliary transmission cooler (gas chassis only)
- Super engine cooling
- Tilt steering and cruise control
- 6.8 gas engine and 6.0 diesel
- 55-gallon fuel capacity on E450
- Radial tires LT225-16 E
- Chrome front bumper
- Comfort ride suspension – H.D. springs and shocks
- Engine oil cooler (diesel chassis only)
- Engine gauges
- Heavy-duty batteries
- Dual 140 & 120 amp – diesel  
Single 195 amp – gas
- 186" or 200" wheelbase
- GVWR 14,500

### Dimensions

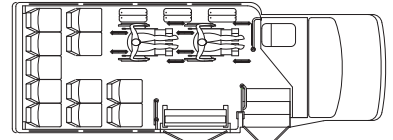
- Exterior width – 96"
- Exterior height – 114"
- First step to ground – 11½" second and third step riser – 9" max.
- Step tread depth – 9" max.
- Entrance clear opening – 32" x 83" min.
- Interior width at seat level – 92½"
- Interior width up 36" from floor – 93¾"
- Center aisle height – 76"
- Double wheelchair doors – 46" x 70.5"
- Rear luggage compartment – 141 cubic feet (standard)

Due to Supreme Corporation's commitment to product quality, specifications and options are subject to change in the interest of product improvement and market changes.

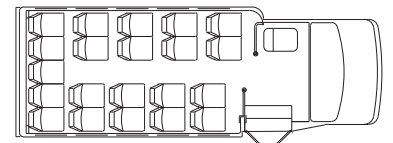
Floorplans shown are only a few of the designs available.



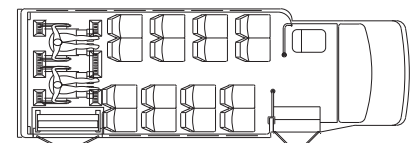
12 Passengers and 2 W/C



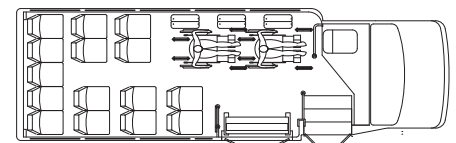
11 + 6 Passengers and 2 W/C



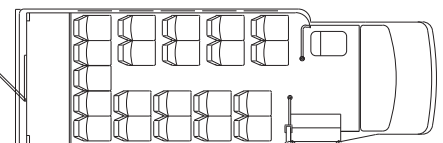
21 Passengers



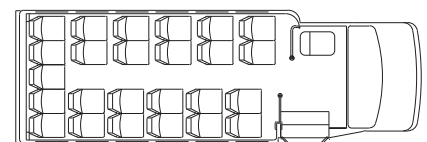
16 Passengers and 2 W/C



15 + 6 Passengers and 2 W/C



21 Passengers w/luggage



25 Passengers



2592 East Kercher Road • Goshen, IN 46528  
574-642-4730 • 877-258-1391 • FAX 574-642-4108  
www.StarTransBus.com



Please call today for a dealer near you.